

## Asymmetric Ring Transformation of *meso*-7-Substituted Bicyclo[3.3.0]octanones into Chiral Bicyclo[3.2.1]octene Derivatives

Takayoshi Yamamoto, Hiroshi Suemune and Kiyoshi Sakai\*

Faculty of Pharmaceutical Sciences, Kyushu University, Fukuoka 812, Japan

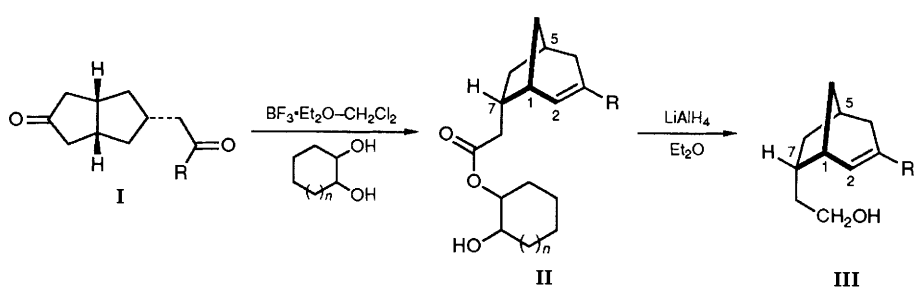
Asymmetric ring transformation of *meso*-7-(2-oxoalkyl)bicyclo[3.3.0]octan-3-ones into chiral bicyclo[3.2.1]oct-2-ene derivatives is accomplished by treatment with chiral cyclic (six- or seven-membered ring) 1,2-diols-BF<sub>3</sub>-Et<sub>2</sub>O.

Generally, the conversion of *meso*-compounds into chiral compounds seems to be difficult, although this conversion can rarely be accomplished by an enzymatic<sup>1</sup> or chemical<sup>2</sup> procedure. In this communication, we describe the asymmetric ring transformation from *meso*-substrates into chiral compounds, by a method based on the drastic ring transformation reaction developed by our group.<sup>3-5</sup>

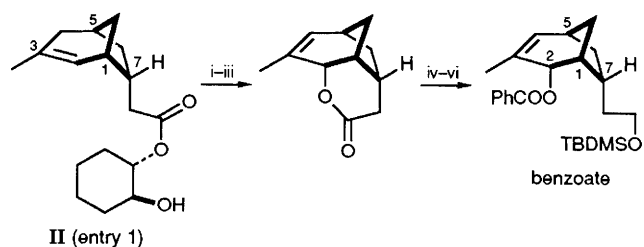
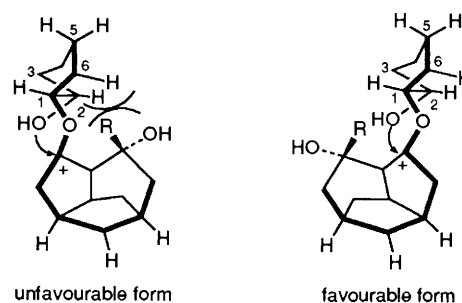
*meso*-Substrates, 7-substituted bicyclo[3.3.0]octanones **I**<sup>5</sup> can be prepared by the conventional method from bicyclo[3.3.0]octane-3,7-dione. Treatment of *meso*-substrates (1 equiv.) with BF<sub>3</sub>-Et<sub>2</sub>O (3-5 equiv.) and chiral (*R,R* or *S,S*)-cyclic-1,2-diols<sup>6</sup> (2 equiv.) in CH<sub>2</sub>Cl<sub>2</sub> at room temperature for 12-24 h afforded the ring transformation products,<sup>5</sup> in fair to good yields, as an inseparable mixture<sup>†</sup> of diastereo-

isomers (Table 1). As shown in Table 1, in all cases, the ring transformation reaction proceeded in a diastereoselective manner, *i.e.* the substrate with R = Me (entries 1 and 2) was transformed by (*S,S*)-cyclohexane-1,2-diol or (*R,R*)-cycloheptane-1,2-diol into the corresponding bicyclo[3.2.1]octene derivatives with 26% diastereoisomeric excess (d.e.) or 27% d.e., respectively. Similarly the substrate with R = Bu<sup>n</sup> (entries 3 and 4) was converted into the ring transformation product with 44% d.e. or 36% d.e. In the cases where R = cyclohexyl (entries 5 and 6) and R = Ph (entries 7 and 8), the diastereoselectivity was remarkably improved to afford products with 81-93% d.e. The best result (93% d.e.) (entry 7) was obtained in 63% yield by a combination of substrate (R = Ph) and (*S,S*)-cyclohexane-1,2-diol. In conclusion, this asymmetric ring transformation seems to be remarkably affected by the bulkiness of substituent (R). There is no precedent for the diastereoselective conversion from *meso*-compounds into chiral compounds, on the basis of drastic ring transformation. The absolute configuration of the ring transformation product **II** in entry 1 was determined from

<sup>†</sup> The d.e. of the products in entries 1-6 was estimated directly from the <sup>13</sup>C NMR spectra, the products in entries 7 and 8 were determined by <sup>13</sup>C NMR spectra after conversion into (+)-MTPA ester of the alcohol obtained by LiAlH<sub>4</sub> reduction. [MTPA = α-methoxy-α-(trifluoromethyl)phenylacetic acid].

**Table 1** Ring transformation of *meso*-7-substituted bicyclo[3.3.0]octanones into chiral bicyclo[3.2.1]octene derivatives


Entry	R	Diol ( <i>n</i> )	Yield (%)	D.e. (%)	Abs. config II	[ $\alpha$ ] <sup>25</sup> <sub>D</sub> (CHCl <sub>3</sub> ) of III
1	Me	<i>S,S</i> (1)	66	26	1 <i>R</i> ,5 <i>R</i> ,7 <i>R</i>	-29.3
2	Me	<i>R,R</i> (2)	70	27	1 <i>S</i> ,5 <i>S</i> ,7 <i>S</i>	+42.1
3	Bu <sup>n</sup>	<i>S,S</i> (1)	52	44	1 <i>R</i> ,5 <i>R</i> ,7 <i>R</i>	-33.8
4	Bu <sup>n</sup>	<i>R,R</i> (2)	66	36	1 <i>S</i> ,5 <i>S</i> ,7 <i>S</i>	+33.3
5	Cyclohexyl	<i>S,S</i> (1)	71	81	1 <i>R</i> ,5 <i>R</i> ,7 <i>R</i>	-54.7
6	Cyclohexyl	<i>R,R</i> (2)	65	81	1 <i>S</i> ,5 <i>S</i> ,7 <i>S</i>	+54.4
7	Ph	<i>S,S</i> (1)	61	93	1 <i>R</i> ,5 <i>R</i> ,7 <i>R</i>	-54.4
8	Ph	<i>R,R</i> (2)	60	83	1 <i>S</i> ,5 <i>S</i> ,7 <i>S</i>	+47.7

**Scheme 1** Reagents: i, 5% aq. KOH; ii, PhSeCl; iii *m*-chloroperbenzoic acid (*m*CPBA); iv, LiAlH<sub>4</sub>; v, *tert*-butyldimethylsilyl chloride (TBDMSCl)-pyridine (Py); vi, PhCOCl-Py**Fig. 1**

the circular dichroism spectrum of the benzoate<sup>‡</sup> derived from **II** by a sequence of reactions (Scheme 1). Its negative Cotton effect [ $\Delta\epsilon = -1.25$  (231 nm)] indicated that the absolute configuration of the benzoate is 1*R*,2*S*,5*R*,7*R*,<sup>7</sup> *i.e.* the absolute configuration of **II** (entry 1) could be concluded to be 1*R*,5*R*,7*R*. The absolute configuration of the other products was determined on the basis of the preliminary finding that, in the <sup>13</sup>C NMR spectrum of **II** (entry 1), the chemical shift of C-1 with the *R* configuration appeared at a lower field than that of the *S* configuration. The stereochemical course of this asymmetric induction is assumed to be as follows. This ring transformation seems to proceed *via* three steps; (i) intramolecular aldol condensation; (ii) acetalization; (iii) Grob fragmentation.<sup>5</sup> Acetalization of intermediary enantiomeric aldols by chiral cyclic diol is considered to be a kinetic resolution process (Fig. 1), in which one enantiomer yields

preferentially the acetal having the desirable orientation to cause the Grob fragmentation.

Received, 10th July 1992; Com. 2/03675D

## References

- See for example; H. Suemune, K. Okano, H. Akita and K. Sakai, *Chem. Pharm. Bull.*, 1987, **35**, 1741.
- See for example; S. L. Schreiber, T. S. Schreiber and D. B. Smith, *J. Am. Chem. Soc.*, 1987, **109**, 1525.
- S. Nagumo, H. Suemune and K. Sakai, *Tetrahedron Lett.*, 1991, **32**, 5585.
- A. Matsukuma, S. Nagumo, H. Suemune and K. Sakai, *Tetrahedron Lett.*, 1991, **32**, 7559.
- T. Yamamoto, H. Suemune and K. Sakai, *Tetrahedron*, 1991, **47**, 8523, and references cited therein.
- Z.-F. Xie, I. Nakamura, H. Suemune and K. Sakai, *J. Chem. Soc., Chem. Commun.*, 1988, 966; Z.-F. Xie, H. Suemune and K. Sakai, *Chem. Pharm. Bull.*, 1987, **35**, 4454; Z.-F. Xie, H. Suemune and K. Sakai, *J. Chem. Soc., Chem. Commun.*, 1987, 838.
- N. Harada, J. Iwabuchi, Y. Yokota, H. Uda and K. Nakanishi, *J. Am. Chem. Soc.*, 1981, **103**, 5590.
- K. C. Nicolaou, S. P. Seitz, W. J. Sipio and J. F. Bount, *J. Am. Chem. Soc.*, 1979, **101**, 3884; D. L. J. Clive, C. G. Russell, G. Chittattu and A. Singh, *Tetrahedron*, 1980, **36**, 1399.

<sup>‡</sup> The benzoate was prepared as follows. By conventional base-catalysed hydrolysis, selenolactonization using PhSeCl followed by oxidation with *m*CPBA<sup>8</sup> and reduction with LiAlH<sub>4</sub>, product in entry 1 was converted into the diol. The benzoate was obtained from the diol *via* the protection of primary alcohol with TBDMSCl and subsequent benzylation of the secondary alcohol.